

# DESIGNING YOUR BIORETENTION PLANTER

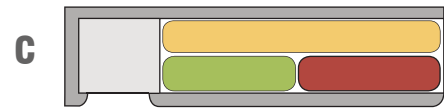
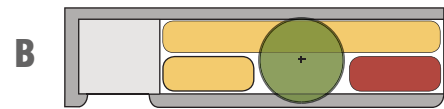
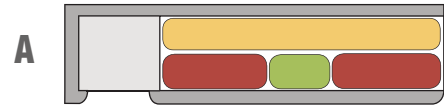
ADDRESS:

NAME:

CONTACT INFO:

## THIS IS AN EXAMPLE:

MODULAR SCHEMES



## YOUR MODULAR CHOICES:

A	C	B	
---	---	---	--

## RESULTING WITH THIS PLANTING LAYOUT:



## PLANT SELECTION:

### TREES

RED OAK  
EASTERN REDBUD

### SHRUBS

BLACK HUCKLEBERRY  
ROSEMARROW

### PERENNIALS

EASTERN RED COLUMBINE  
BUTTERFLY MILKWEED

### GRASSES

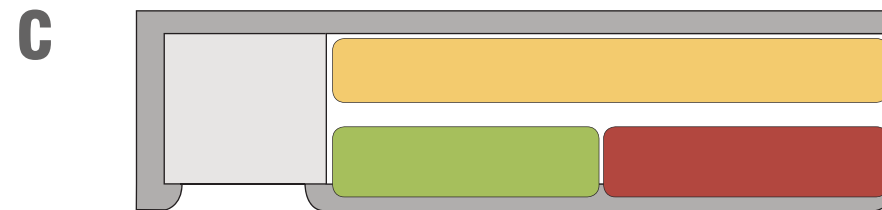
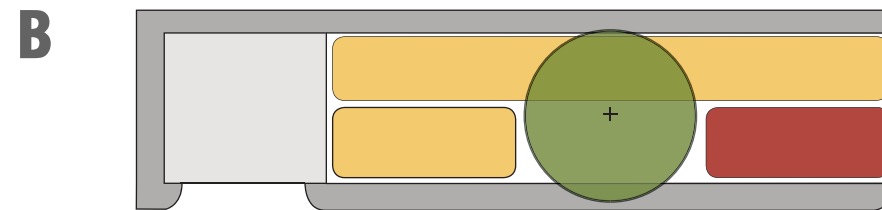
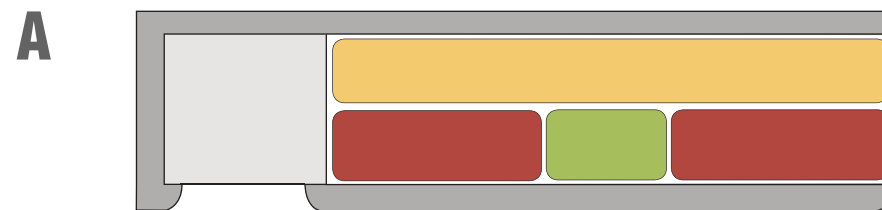
BROOMSEDGE  
BIG BLUESTEM

## 1 FIND YOUR ADDRESS:

FIND YOUR ADDRESS AND #THE NUMBER OF MODULES ASSOCIATED WITH YOUR ADDRESS. SEE POSTER A - "ADDRESSES WITH BIORETENTION PLANTERS"

## 2 PICK YOUR MODULE SCHEMES:

SEE POSTER B - "MODULES AND PLANTING SCHEMES"



## 3 WRITE DOWN YOUR MODULE SCHEME CHOICES:

--	--	--	--

## 4 PICK YOUR PLANT CHOICES

SEE POSTER C - "PLANT LIST"

### TREES

---

---

---

---

---

---

---

---

### SHRUBS

---

---

---

---

---

---

---

---

---

---

### PERENNIALS

---

---

---

---

---

---

---

---

---

---

### GRASSES

---

---

---

---

---

---

---

---